

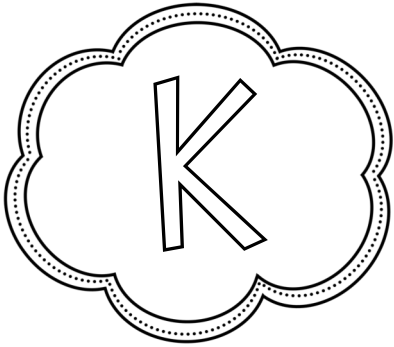


Graphic
Organizers
For
Reading
Comprehension

Created by: Tender Loving Teacher

Name:

Topic:



Name:

Topic:

5 W'S + 1 H

Who?	
What?	
When?	
Where?	
Why?	
How?	

Name:


Topic:

CAUSE

EFFECT

--

--




--

--

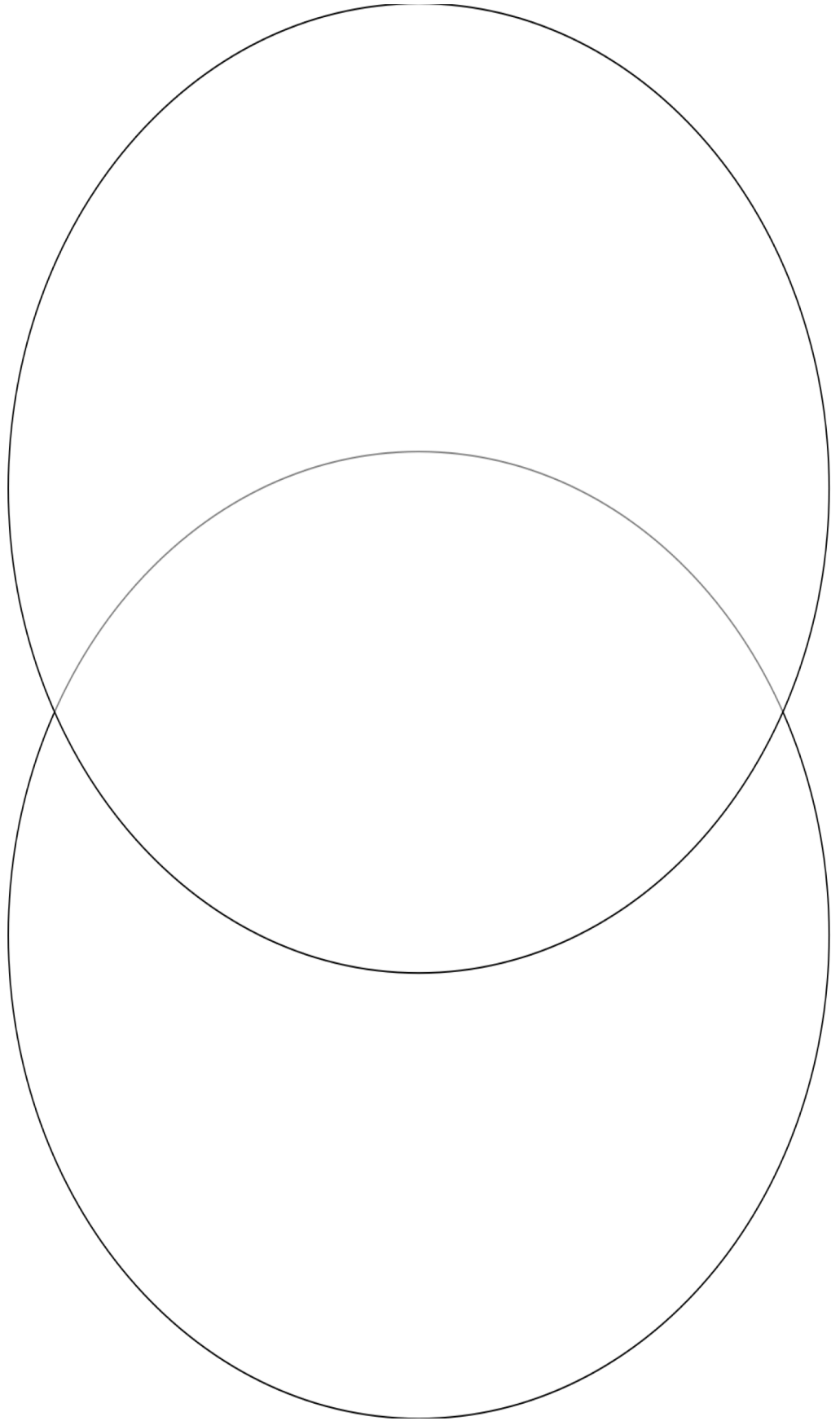


--

--



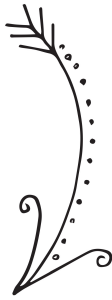
Name: _____



Name:

Topic:

Main Idea



Detail #1:

Detail #2:

Detail #3:

Name:

Topic:

Summarizing

Somebody...

Who is the main character of the story?

Wanted...

What did the main character want?

But...

What problem did the main character face?

So...

How did the main character try to solve the problem?


Directions: Use the information above to write a short summary.

Name:


Topic:

Making connections!

Text to Text



Text to Self



Text to World



Name:

Topic:

Story Elements

Characters

Setting

Problem

Solution

Plot Summary

Name:

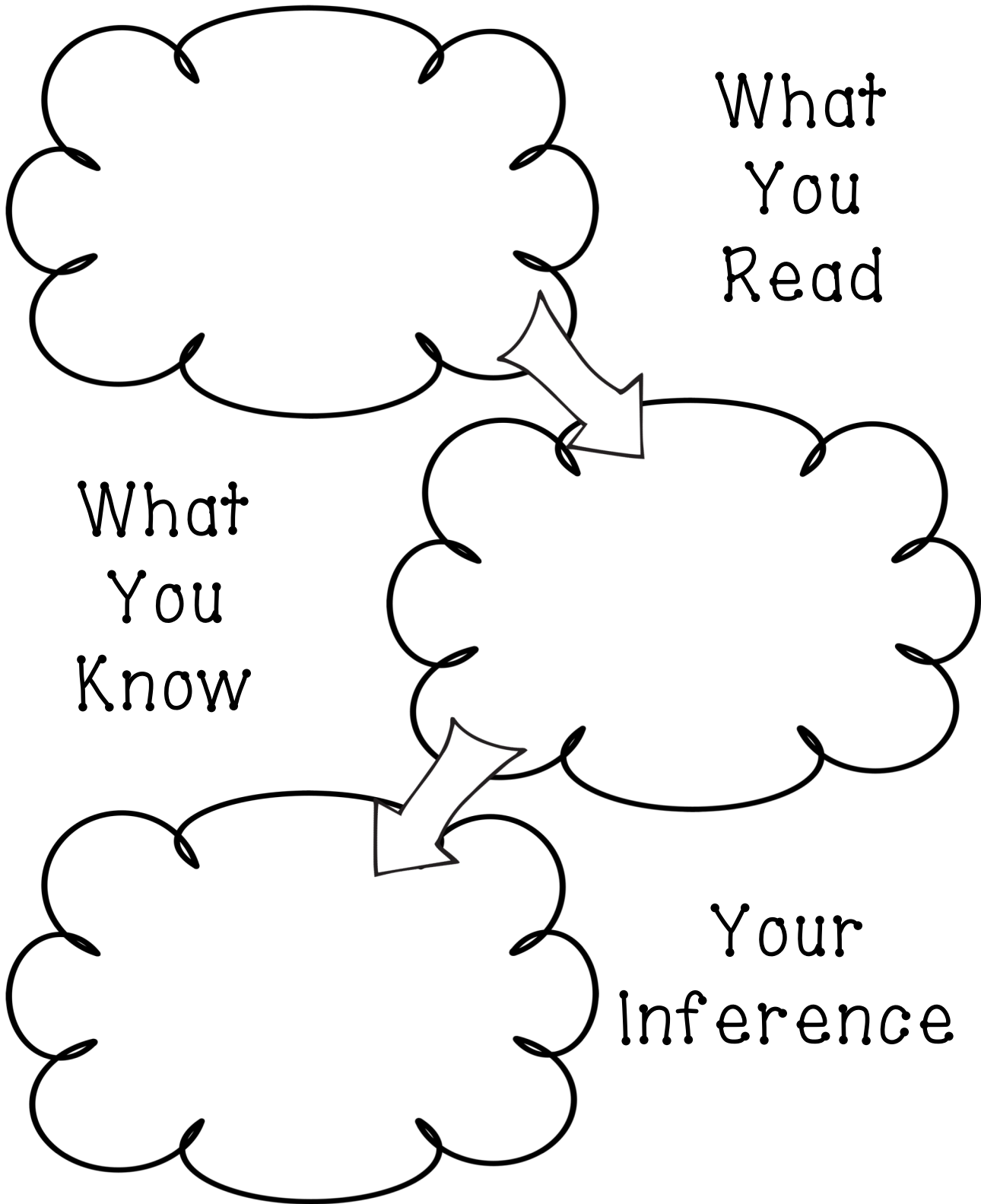
Topic:

Making Inferences

What
You
Read

What
You
Know

Your
Inference



Name:

Topic:

MAKING PREDICTIONS

WHAT I THINK WILL HAPPEN...	CLUES FROM THE TEXT...	WHAT REALLY HAPPENED...

Name:

Topic:

WHAT DOES IT MEAN?

WRITE THE DEFINITION.

WRITE A SYNONYM.

WORD

DRAW A PICTURE.

USE IT IN A SENTENCE.

Name:

Topic:

sequencing

First...

Then...

Next...

Finally...

Thank you for your purchase!

Terms of Use: The purchaser may use this resource in a single classroom. The purchaser does not have permission to redistribute this resource to others, schools, or school districts. Posting this product without permission from the owner is forbidden and is a violation of the Digital Millennium Copyright Act.

Thank you.

Check back soon for more resources
created by Tender Loving Teacher!

Graphics by:

<http://www.teacherspayteachers.com/Store/The-Spanish-Senorita>

<https://www.teacherspayteachers.com/Store/Prettygrafik>

